HINWEISE ZUR INTERPRETATION

Zum Eingang VI



Pes quadratus vor Monosyllabum – Cephalicus vor Nebenakzent.



Quilisma-Scandicus & nichtkurr. Oriscus – Augm. liqu. Torculus auf Akzentsilbe.



Dim. liqu. Salicus auf Monosyllabum.

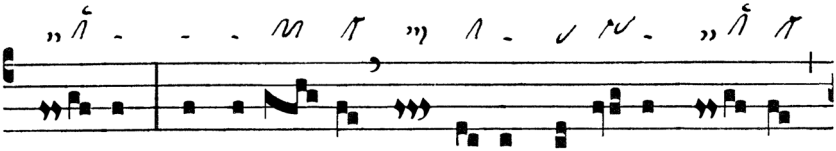

Augm. liqu. Tristropha auf Akzentsilbe.



Pes quadratus auf Monosyllabum – Augm. liqu. Virga am Wortende.

 © Anton Stingl jun.



me- am : De- us me- us, in te confí- do, non e- rubéscam.

Graduale

GR. VII



I A-cta co-gi-tá- tum tuum in Dó-

Pes quadratus subbipunctis am Wortende – Augm. liqu. Virga auf Nebenakzent – Zweimal Cephalicus: 1. Am Wortende, 2. vor Akzentsilbe – Pes quadratus am Beginn des Akzentmelismas.



mi-no, et ipse te



e- nútri- et. ℣. Dum cla-má-

Zweimal Pes quadratus auf Akzentsilbe – Pes quassus & Pressus maior mit kurr. Oriscus.



rem ad Dómi-num, exau-dí-vit

Dreimal Pes quadratus: 1. vor 2. und 3. auf Akzentsilbe – Torculus & nichtkurr. Oriscus.



vo- cem me- am ab his qui appro-pínquant

Nichtkurr. Pressus minor – Salicus vor Akzentsilbe.



mi- hi.

Zweimal Pressus maior: 1. nichtkurrent 2. mit kurr. Oriscus.

Lesejahr A:

GR. V



E - sto mi- hi in De- um pro- te- ctó-

Pes quadratus vor Akzentsilbe – Salicus vor Akzentsilbe.

© Anton Stingl jun.



Virga & Pressus maior mit kurr. Oriscus – Salicus am Beginn des Interpunktionsmelismas.



Virga & Pressus maior mit kurr. Oriscus – Augm. liqu. Tristropha am Ende der Akzentsilbe – Pes quadratus am Wortende – Salicus am Ende des Akzentmelismas.



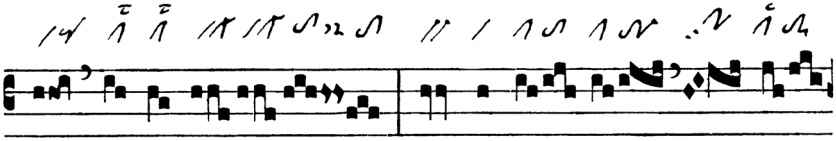

Pes quassus mit Anfangsverdoppelung am Wortende.

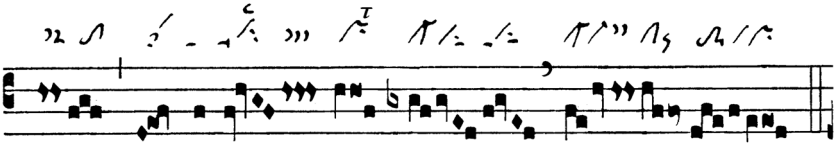

Salicus auf Monosyllabum – Zweimal Pressus maior: 1. nichtkurrent 2. mit kurr. Oriscus – Clivis & kurr. Oriscus.

Halleluja-Vers

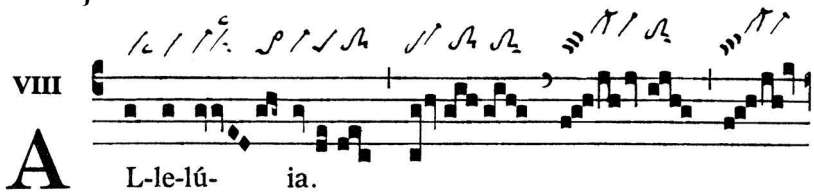

Nichtkurr. augm. liqu. Pes am Ende der Akzentsilbe – Pes quadratus am Beginn des Jubilus.



Viertöniger Climacus partiellkurr. & Pressus minor nichtkurr. – Pressus maior mit kurr. Oriscus – Pes quadratus am Wortende.



Augm. liqu. Climacus auf Akzentsilbe – Augm. liqu. Salicus vor Akzentsilbe – Augm. liqu. Virga auf Akzentsilbe.



Salicus auf Akzentsilbe – Weiteres siehe Jubilus!



 © Anton Stingl jun.

Zur Gabenbereitung



Scandicus flexus & kurr. Oriscus – Epiphonus auf Monosyllabum.



Scandicus flexus & kurr. Oriscus – Pes quadratus subbipunctis als Kadenzformel – Nichtkurr. augm. liqu. Pes am Wortende – Augm. liqu. Salicus auf Monosyllabum.



Pes quadratus subbipunctis vor Akzentsilbe mit nichtkurr. augm. liqu. Pes – Augm. liqu Porrectus am Ende der Akzentsilbe – Augm. liqu. Scandicus auf Akzentsilbe.



Pes quadratus subbipunctis & Virga als Kadenzformel – Augm. liqu. Quilisma-Scandicus subbipunctis vor Akzentsilbe.

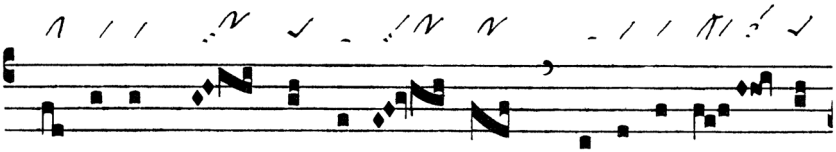

quó- ni- am non est oblí- tus o-ra- ti- ó- nem

Pes quadratus auf Monosyllabum – Zweistufiger Salicus am Ende der Akzentsilbe – Pes quadratus am Wortende.



páupe- rum.

Pes quadratus subbipunctis als Kadenzformel.

Zur Kommunion



E - go clamá- vi, quó-ni- am exaudí- sti me

Fünfmal Pes quadratus: 1. und 3. auf Akzentsilbe, 2., 4. und 5. am Wortende – Epiphonus vor Akzentsilbe mit zweistufigem Salicus.

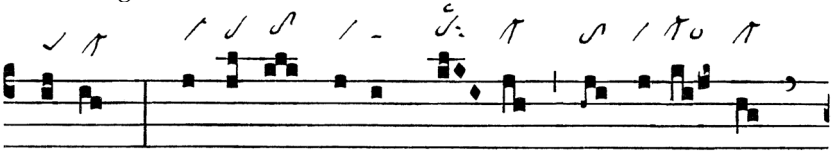

De- us : * inclí- na aurem tu- am, et exáu- di

Pes quadratus auf Akzentsilbe – Epiphonus am Ende der Akzentsilbe.



ver- ba me- a.

© Anton Stingl jun.

oder:

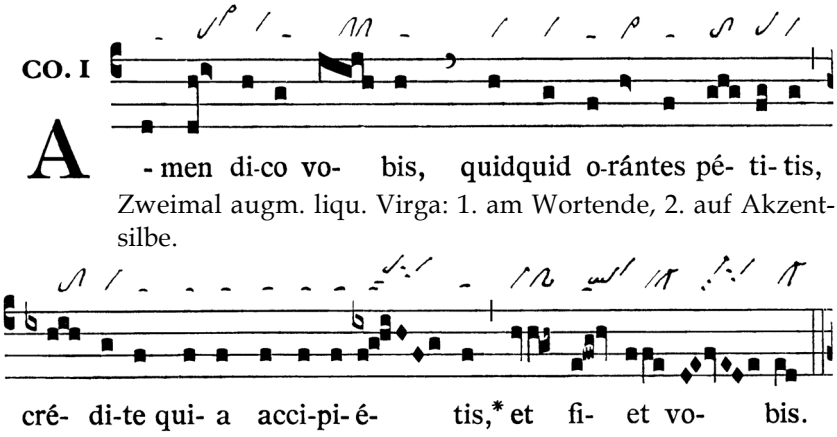

Zweimal augm. liqu. Virga: 1. am Wortende, 2. auf Akzentsilbe.

Dim. liqu. Porrectus mit Anfangsverdoppelung vor Akzentsilbe.